

Best Cycling Gloves of 2024

usnews.com/360-reviews/outdoor/best-cycling-gloves

Steven John, Isabel Roy

When you use links on our website, we may earn a fee.

The first time you fall off a bicycle without cycling gloves will be the last time you ride a bike without a pair of biking gloves. As someone who has been riding bikes on roads, gravel, and trails for many years now, I can't count the number of times I've been thankful for the protection of cycling gloves when my bike slipped out on mud, sandy soil, loose rocks, or slick pavement. Second only to a bicycle helmet in terms of safety importance, cycling gloves are an essential piece of gear.

Not all bikes are designed to be used in the same ways, and not all cycling gloves are created equally. Below I'll break down various bike glove categories with selections that fit each use case, with our top pick, the Giro Jag Road Cycling Glove being a great choice if your rides will take you across various types of terrain. While I've been riding bikes for more than three decades, I also turned to some cycling experts to help in the process of choosing the best cycling gloves possible – check out their insights and advice below the product coverage.

Our Top Picks

Best Overall: [Giro Jag Road Cycling Gloves »](#)

↓

Best Budget: [MOREOK Cycling Gloves »](#)

↓

Best for Winter Riding: [Castelli Estremo Glove »](#)

↓

Best for Mountain Biking: [Fox Racing Ranger Gel Mountain Bike Glove »](#)

↓

Best for Road Cycling: [PEARL iZUMi Elite Gel Cycling Gloves »](#)

↓

Best for Commuting: [Portland Design Works 1817 Leather Cycling Gloves »](#)

↓

Best for Wet Conditions: [Gore Wear Windstopper Thermo Glove »](#)

↓

Best Overall



[Giro Jag Road Cycling Gloves »](#)



Pros:

- Suitable for road or gravel riding
- Good price point
- Available in many colors
- Designed for enhanced flexibility and grip

Cons:

-  Hard to remove when sweaty
-  Sizing runs small

[Buy From Amazon](#)

A pair of Giro Jag Road Cycling Gloves will serve you well when you're riding on roads and gravel alike. The thick, tough AX suede (a synthetic leather material) on the palms can protect your hand during a fall, yet the gloves don't limit your control or the precision of your grip, thanks to carefully tailored flexible panels. The upper is made of a flexible polyester that is breathable and releases excess heat and moisture. While all of the color options for these gloves have reflective elements, some feature additional highly visible color panels to improve your visibility to others.

These gloves, which come in sizes small through XX-large, do run a bit small, so consider sizing up to ensure a good fit. Note that many people report they are hard to remove from hot, sweaty hands, but a cycling glove should fit rather snugly to avoid slipping off or allowing grit or gravel to sneak in during a fall. Finally, there's the price: These gloves, which have scored thousands of five-star reviews online, sell for less than \$20, a rare price point for gloves of this caliber.

Specs

List Price:	\$19.95
-------------	---------

Padding:	EVA foam
----------	----------

Sizes Available:	S-XXL
------------------	-------

Weight:	1.76 oz.
---------	----------

[Buy From Amazon](#)

Best Budget



[MOREOK Cycling Gloves](#) »



Pros:

- Affordable
- Available in myriad colors
- Sweat panel on upper

Cons:

-  Upper material is very thin
-  Silicone dots wear off over time

[Buy From Amazon](#)

These MOREOK Cycling Gloves cost just \$17 per pair yet, by most accounts, they are perfectly good biking gloves with thousands of five-star reviews online. The gloves feature 5-millimeter thick gel padding on the palms that can ease hand strain even as you ride for hours and that protects your palms in the event of a fall. The upper material is fairly thin, not offering much protection against abrasion, but it's flexible and breathable.

The gloves come in nearly a dozen different colors in sizes small through XX-large, and they have a towel-like panel on the thumb that can be used to wipe away sweat. The silicone dots on the palm provide great grip, but many verified buyers report that they do wear down over time.

Specs

List Price:	\$16.99
-------------	---------

Padding:	5mm gel
----------	---------

Sizes Available:	S-XXL
------------------	-------

Weight:	1.06 oz.
---------	----------

[Buy From Amazon](#)

Best for Winter Riding



[Castelli Estremo Glove »](#)



Pros:

- Very warm
- Pre-curved shape enhances grip
- Large cuff seals in warmth

Cons:

-  Expensive
-  Limited breathability

[Buy From Amazon](#)

If your rides take you out in frosty winter weather, you'll be happy to have a pair of Castelli Estremo Gloves on your hands. With their GORE-TEX layer, they cut the windchill and keep your hands dry even in rain or snow. And with a soft fleece lining, they keep your hands warm and cozy, too. A long velcro cuff seals in the heat and prevents cold air from seeping up your shirt sleeves. These are thick, rather bulky gloves, but their pre-curved shape makes it easier to get a good grip even with stiff, chilly fingers, and the silicone material covering the palm and fingers ensures excellent traction on your bike's hardware.

On the pricey side and too warm for some conditions, these gloves aren't meant for year-round use but will be welcome in icy weather, and you'll be quite glad you have them on in the event of a fall. Foam padding beneath that silicone grid helps protect your hands, and of course, these are full-fingered gloves, meaning your whole hand will be safer.

Specs

List Price:	\$99
-------------	------

Padding:	Foam
----------	------

Sizes Available:	XS-XL
------------------	-------

Weight:	5.8 oz.
---------	---------

[Buy From Amazon](#)

Best for Mountain Biking



[Fox Racing Ranger Gel Mountain Bike Glove »](#)



Pros:

- Full hand protection
- Thick gel padding on palms
- Compression-molded cuff

Cons:

-  Rarely works with touchscreen
-  Sizing runs small

[Buy From Amazon](#)

Mountain biking calls for full-fingered gloves that offer enhanced protection for your hands during falls, and also because wooded trails frequently see you dragging past branches and brambles that would otherwise scratch up your hands. The Fox Racing Ranger Gel Mountain Bike Glove offers protection for the backs of your hands against abrasion from passing foliage, and, if you do take a tumble, thick gel pads on the palms will help mitigate the force of impact. The poly and nylon blend of fabric offers four-way stretch, so the gloves will fit, well, like a glove even when your hands are moving around frequently.

These gloves tend to run small, so test a pair and then see if you need to size up. Note that while Fox Racing claims the gloves are touchscreen-compatible, many reviewers report issues while using their touchscreens. But you're out there to bike, not to be on your phone. The compression molded cuff helps keep these gloves in place, and a sweat-absorbent patch on the thumb helps keep your eyes clear as you ride on warm days.

Specs

List Price:	\$35.95
-------------	---------

Padding:	TruGel padding
----------	----------------

Sizes Available:	S-XXL
------------------	-------

Weight:	2.4 oz.
---------	---------

[Buy From Amazon](#)

Best for Road Cycling



[PEARL iZUMi Elite Gel Cycling Gloves »](#)



Pros:

- Tough faux suede palms
- High stretch uppers
- Breathable design

Cons:

-  Hard to remove
-  Tight at the wrist

Buy From REI

A tried-and-true road cycling glove from one of the most trusted names in the cycling world, the PEARL iZUMi Elite Gel Cycling Gloves have a highly flexible upper that won't restrict hand movement in any way and a tough AX suede palm that will protect you from road rash. The gel pads will also help divert impact force during a fall while reducing the vibration sensation as you ride. They are light and breathe well, making them great cycling gloves for warm days.

The Elite Gel Cycling Gloves are hard to remove when your hands are hot and sweaty, and they are too tight at the wrist for people with thicker arms. But most people will find the fit true and will be more focused on the comfort and performance of the gloves than the brief frustration of peeling them off. Simply put, these gloves are priced well and made well.

Specs

List Price:	\$40
-------------	------

Padding:	Gel pads
----------	----------

Sizes Available:	S-XXL
------------------	-------

Weight:	2.4 oz.
---------	---------

[Buy From REI](#)

Best for Commuting



[Portland Design Works 1817 Leather Cycling Gloves »](#)



Pros:

- Classy styling
- Good price point
- Upper releases heat and fosters airflow

Cons:

-  Less palm protection than with more technical gloves
-  Runs small

[Buy From Amazon](#)

A pair of Portland Design Works 1817 Leather Cycling Gloves will elevate your style as they protect your hands as you bike your way around town. Made with brown leather and woven cotton, these gloves defy the conventional wisdom that cycling gear can't look classy. The upper allows for good airflow and heat release, while the leather palms offer decent grip and some fall protection.

To be clear, these gloves don't offer nearly the same technical grip or impact and abrasion mitigation as other cycling gloves featured here, but they do provide decent protection for the likely slower speeds at which you'll be biking in an urban or suburban environment. And they're more comfortable than many technical gloves, too.

Specs

List Price: \$29

Padding: Leather panel

Sizes Available: S-XL

Weight: 2.11 oz.

[Buy From Amazon](#)

Best for Wet Conditions



[Gore Wear Windstopper Thermo Glove »](#)



Pros:

- Water- and wind-resistant
- Warm
- Large silicone panels

Cons:

-  Very expensive
-  Too warm for summer use

[Buy From Amazon](#)

A pair of Gore Wear Windstopper Thermo Gloves is an ideal choice for rides that will take place in the rain or in which you may splash across a stream. Their layer of GORE-TEX will keep your hands dry from outside elements but still release moisture that builds up inside as you sweat. That GORE-TEX layer also cuts windchill, making these gloves suitable for colder weather, though they are going to be too warm for hot summer days.

The palms have tough faux suede pads and large silicone panels that will help you keep a grip even in pouring rain, and the long elastic cuff helps keep the gloves on without the use of any velcro. While thicker than many other biking gloves, the elastane in the fabric blend ensures these gloves remain flexible, so you remain in control.

Specs

List Price: \$90

Padding: AX suede panels

Sizes Available: S-XXL

Weight: 3.2 oz.

[Buy From Amazon](#)

The Bottom Line

Cycling gloves protect your hands from injury during a fall, help you maintain a proper grip on your handlebars, aid the operation of brakes and shifters as you ride, and keep your hands warmer and drier in inclement weather. They are an essential piece of cycling gear, and the Giro Jag Road Cycling Gloves are our pick for the best overall cycling gloves because they are tough, well-made, and affordable.

Fit and Sizing: Your cycling gloves simply must fit you well; poorly fitting gloves may actually do more harm than good. “Choosing the correct fit of cycling gloves for your next cycling adventure is important because [they’re] one of the three main contact points between yourself and your bike,” says Jonathan Inaba of Sun & Ski Sports. Loose gloves reduce your grip and lessen control over the brakes and shifters, while overly tight gloves limit hand motion.

Material and Durability: Look for materials like suede or synthetic leather on the palms, and for polyester blends with materials like lycra and elastane on the uppers, with thick, durable stitching throughout. Cycling gloves need to be able to take a beating, so factor in durability over looks.

Grip Features: For the best grip, look for cycling gloves that have texture on the palm and fingers (the lower part of the fingers for fingerless gloves) and, ideally, that have silicone elements that provide the most reliable connection between your hands and your bike, even in wet conditions.

Weather/Temperature Suitability: “While gloves appear to be a small part of a cycling kit, they can make or break your ride,” says champion mountain biker Sonya Looney. “The contact points on the bike are your connection, and stiff, frozen hands, or blistered hands will ruin your ride.” Make sure your cycling gloves are up to the task if wet or chilly conditions may be present.

Padding: The best padding for bike gloves comes in the form of gel layers sandwiched between the other fabrics. This gel – sometimes in a foam form, but more often the denser gel – helps absorb and diffuse the impact during a fall, and can prevent abrasions and puncture wounds. Much like the [best helmets](#), cycling gloves and the padding they provide are essential to safety no matter how slow or basic your ride is.

Reflective Elements for Safety: Bright reflective elements are a welcome feature on biking gloves that can help you be seen while riding, especially when you raise your hand to point and indicate a planned turn or a stop – something that will help keep you much safer around motorists and that fellow cyclists will appreciate.

Riding a bike is an enjoyable way to get exercise or to commute, but safety is paramount when it comes to cycling, so I made sure to garner input from reliable cycling gear experts for this article. I connected with four-time USA National Champion (and 2015 World Champion) mountain biker [Sonya Looney](#) and Outdoor, Hardgoods, and Novelties buyer Jonathan Inaba of [Sun & Ski Sports](#).

Both Looney and Inaba offered specific product recommendations as well as general insights into what to consider when looking for the best cycling gloves, such as seasonality and weather conditions, the terrain on which you'll be riding, grip and closure elements, and materials and design. I factored their insights in with my own experience and extensive research in creating the bike glove categories featured here as well as in selecting the actual gloves we recommend.

WHY SHOULD YOU TRUST US?

U.S. News & World Report contributor [Steven John](#) has been a cyclist for more than 30 years, and he frequently rides on both roads and trails, always wearing cycling gloves when doing so. John also has more than 13 years of product testing and reviewing experience, including scores of articles written about outdoor gear and apparel. In addition to his writing with U.S. News & World Report, John also writes for The Daily Beast, Business Insider, Dad Gear Review, Architectural Digest, Forbes, and other outlets.

[Isabel Roy](#), who edited this piece, is an Outdoors editor at 360 Reviews. She is also a lifelong cyclist who frequently hits the roads near her home in the Rocky Mountains and in the Kettle Moraine State Forest, and never without her cycling gloves. She has worked reviewing and recommending products since 2019, researching and testing a wide array of items to help consumers make smart purchasing decisions.

Cycling gloves are essential for a safe ride, and that's true even if you never fall off your bike. The best cycling gloves improve your grip on the handlebars, shifters, and brake levers of your bike, enhancing your control and improving your response time. "The main functions of a cycling glove are to dampen the terrain vibrations coming through the handlebars into your hands, provide better grip, add a layer of protection if you fall or encounter trail debris, and provide warmth in the colder months," says Inaba.

Yes, most cycling gloves can be washed, but you should always follow the manufacturer's instructions. You can put most cycling gloves in the washing machine, though immersion in cool water and air drying may be enough of a cleanse, save for a few true washes each season. To help maintain color, padding, and grip integrity, turn the gloves inside out and wash on cold. Always air-dry bike gloves.

Always measure your hand for cycling gloves to ensure you get a pair that fits. You can use a soft fabric tape measure to measure the circumference of your hand in inches at its widest part, just below your knuckles and across your finger joints, excluding your thumb. If you don't have a soft tape measure, use string or dental floss, then measure the length that was wrapped around your palm.

Cycling glove prices run the gamut from under \$20 to well over \$100, but based on our research, there's rarely a cause for gloves priced that high. We didn't recommend any cycling gloves over the \$100 mark and found many options that cost much less. Note: If you are looking for specialty gloves, such as winter weather cycling gloves, expect to shell out a little more.

Fingerless cycling gloves, also often called half-finger gloves, have open fingertips to provide more ventilation and dexterity. They are best suited to warm weather and for riders who prefer a minimalist approach or who ride in less trying conditions. On mountain or wilderness trails where falls are more likely or in cold and rainy weather, full-fingered gloves are a better choice.

About Our Team

1. [Steven John](#)

Contributor

Steven John is a journalist with more than 13 years of experience testing and reviewing consumer products. John has a deep love for the outdoors and is an avid biker, hiker, paddler, and skier. He specializes in reviewing outdoor gear and consumer technology. He spends most of his free time with his family, often somewhere in nature. His work has been featured in New York Magazine, The Daily Beast, Architectural Digest, Insider, Forbes, Gear Junkie, and many other publications. He lives outside New York City with his wife and two kids.

2. **Isabel Roy.**

Staff Writer

 Isabel Roy is an associate editor with 360 Reviews.

U.S. News 360 Reviews takes an unbiased approach to our recommendations. When you use our links to buy products, we may earn a commission but that in no way affects our editorial independence.